

# ROBUS®

OUTDOOR

## CAPELUX LED BOLLARD

10W, IP54



### PRODUCT INFORMATION DOCUMENT

#### FEATURES

- Suitable for use in domestic and commercial outdoor applications as pathway and garden lighting
- Unique design allows 90° tilt of the lamps head and 350° rotation at the post base allowing directing light where required
- Highly efficient LED replacement for traditional halogen fittings
- Equipped with high quality Philips LEDs ensuring luminaire's reliability and high output
- Prewired with 1m rubber flex and complete with IP68 connector
- Suitable for switching by PIR, Microwave or Photocell sensors

#### CONSTRUCTION

- Die cast aluminium housing and diffuser
- FR-4 driver and LED PCB
- Stainless steel screws



WARRANTY



LUMINAIRE LIFETIME



LUMENS PER W



IK RATING



IP RATING



OPERATING VOLTAGE



BEAM ANGLE



DIMMING



CCT



SAFETY CLASS



350°



90°

Product Code:	RCX103065-25
Comparable to:	100W halogen
Total Power (W):	9.7
Power Factor:	0.95
Total Light Output (lm):	770
Total Emergency Light Output (lm):	NA
Efficacy (lm/cctW):	79
Lux at 1m (lux):	300
Emergency Lux at 1m (lux):	NA
CCT (K):	3000
CRI:	80
IP:	65
Operation Temperature (°C):	-20 ≤ Ta ≤ +45
Inrush Current:	6A/12µs
RG Value:	0
SDCM:	6
Pst LM:	NA
SVM:	NA
Energy Class:	D
Rated Life to L70B50 (Hrs):	30000
Dimensions LxWxH (mm):	40x200x125
Weight (kg):	0.74
<b>Separate Control Gear Information</b>	
Type of Light Source:	LED
Full Load Efficiency (%):	87
P <sub>NET</sub> (W):	NA
Dimensions (mm):	58x40x24

Product is certified to all the relevant standards.

Please contact our technical department for market specific compliances.

PLEASE NOTE: INFORMATION IN THIS DOCUMENT MAY BE SUBJECT TO CHANGE WITHOUT PRIOR NOTICE

IRE: TEL: +353 1 709 9000  
UK: TEL: 0800 973 220  
AUS: TEL: +61 7 3890 5444  
NZ: TEL: +64 03 668 5285

WEB: ROB.US.COM  
WEB: ROB.US.COM  
WEB: ROB.US.COM.AU  
WEB: ROB.USLED.CO.NZ

LED GROUP EUROPE · UK · AUSTRALIA · NEW ZEALAND · ASIA · MIDDLE EAST · AFRICA

### CAPELUX LED BOLLARD

10W, IP54

#### Cone Illuminance Diagram

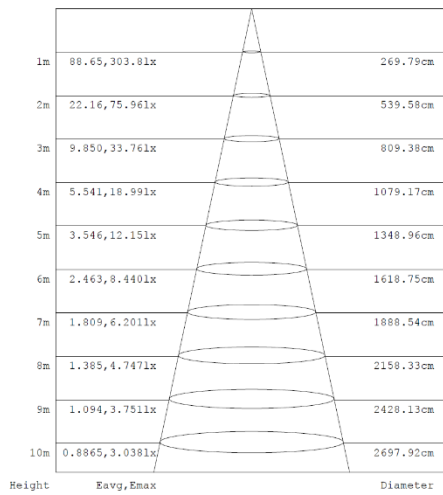
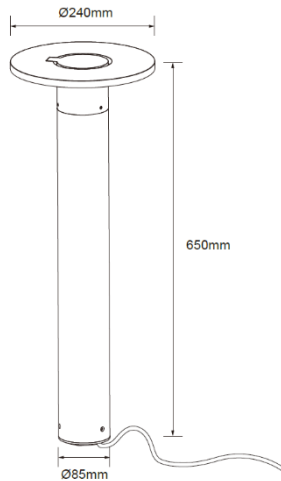


Diagram for RCX103065-25 in 3000K. Other diagrams available on request

#### Dimension Diagram



#### Sensor Data

Time Off Delay:	NA
Illuminance Switching Range:	NA
Sensitivity Range (%):	NA
Mounting Height (max):	NA
Detection Zone Diameter (max):	NA

#### Polar Intensity Diagram

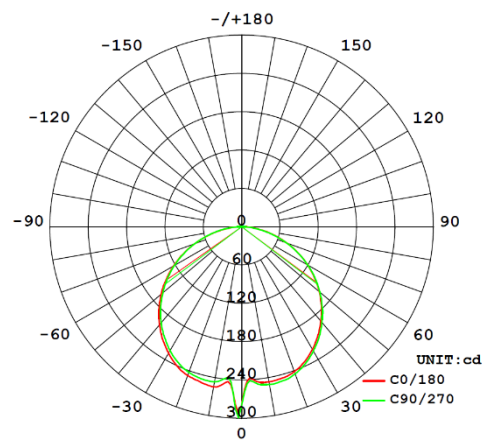


Diagram for RCX103065-25 in 3000K. Other diagrams available on request

#### Accessories

NA